

«THE INNOVATION ALLIANCE» FIGURES



3.501

TOTAL EXHIBITORS **FROM 65 COUNTRIES**

140.000

SQM.

17

HALLS

1.000

TOP BUYER **FROM 66 COUNTRIES**

THE «MACHINES» THAT MOVE THE COUNTRY



PRINT4ALL



PLASTICS & RUBBER MACHINERY

Revenues:
€ 4,67 billions

SURVEY: YEAR 2017
Consolidated results
SOURCE: AMAPLAST

PACKAGING & PROCESSING MACHINERY

Revenues:
€ 10,8 billions
(food processing & packaging machines)

SURVEY YEAR 2017,
Consolidated results
SOURCE: Ipack-Ima based on ANIMA and UCIMA data

PRINTING & CONVERTING MACHINERY

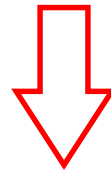
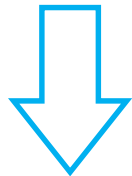
Revenues:
€ 3,2 billions

SURVEY YEAR 2017,
Consolidated results
SOURCE: ACIMGA and ARG1

LOGISTICS & MATERIAL HANDLING MACHINERY

Revenues:
€ 5,2 billions

SURVEY: YEAR 2017,
Consolidated results
SOURCE: ANIMA



▶ Total revenues: **€ 23.87 billions**


▶ Exports: **70%**

▶ Total no. workers: **more than 70,000**

GROWING TRENDS PER MARKET




**PLASTICS
&
RUBBER
MACHINERY**



SURVEY: YEAR 2017, consolidated results
SOURCE: AMAPLAST



**PACKAGING
&
PROCESSING
MACHINERY**



SURVEY YEAR 2017, consolidated results
SOURCE: Ipack-Ima based on ANIMA and UCIMA data

PRINT4ALL

**PRINTING
&
CONVERTING
MACHINERY**



SURVEY YEAR 2017, consolidated results
SOURCE: ACIMGA and ARG1



**LOGISTICS
&
MATERIAL HANDLING
MACHINERY**



SURVEY: YEAR 2017, consolidated results
SOURCE: ANIMA